







Curriculum Newsletter for Year 6

Spring 1 2022

<p>Maths</p> <div style="display: flex; justify-content: space-around; align-items: center;">   </div> <p>Decimals Multiply and divide by 10, 100, 1000 Multiply and divide decimals Decimals as fractions Fractions as decimals</p> <p>Percentages Equivalent fractions, decimals and % Finding a % of a number through word problems Finding missing values Converting fractions to %</p> <p>Algebra Finding and using a rule Formulae Solving equations</p> <p>Measure – Imperial and Metric measures Metric measures Converting metric measures Miles and kilometres Imperial measures</p> <p>Daily Fluency of the four operations X tables challenge</p>	<p>English</p> <div style="text-align: right;"></div> <p>The Arrival Finish off our unit about migration Shackleton’s Journey Newspaper report writing Summary of an event through Haiku The Wolf Wilder Write a short speech for Grey Write a poem based on Ilya’s dance Book Focus Shackleton’s Journey The Wolf Wilder</p> <p>SPaG taught weekly and as part each daily lesson – our SPaG links to our writing tasks. Handwriting taught daily and discreetly. Key reading objectives covered through whole class and guided reading. Higher order reading skills taught through comprehension.</p>
<p>Our topic for this term is:</p> <div style="text-align: center;"></div> <p>Exploring the Mass In this unit the children will learn about what happens during the different parts of the Mass. They will reflect upon the importance of their role in Mass.</p>	<p>PE – In PE this term we will be learning about:</p> <p>Basketball Volleyball</p> <p>Please ensure children wear their PE kit to school on their PE days which are Monday and Friday. Suitable PE kits, in school colours, should be worn. All jewellery must be removed (earrings covered where appropriate) and long hair tied back.</p>
<p>Curriculum- Our topics for this half-term will be:</p> <p>Geography Frozen Kingdoms</p> <p>Describe the climatic similarities and differences between two regions. Use grid references, lines of latitude and longitude, contour lines and symbols in maps and on globes to understand and record the geography of an area. Describe how are polar oceans different to other oceans on Earth. Compare and describe the climatic similarities and differences including physical and human features between two polar regions. Find out about the different communities living in the Arctic regions Evaluate how climate and landscape affect the lives of people in the Arctic and how the people in these communities have successfully adapted to the conditions. Research the natural resources found in the Arctic – why is the fishing industry so important to the people who live there?</p> <p>Computing Links to music – plan, compose, record, edit and play a piece of music/soundtrack to accompany a short film showing the Aurora Borealis. The music has to be edited to fit the mood of the film clip.</p>	



Plan, design, film and edit a short animation that shows a scene from Shackleton's Journey

Art

Inuit Art

Research the traditions and the methods of Inuit artwork and learn about the work of significant Inuit artists, such as Jessie Oonark, Karoo Ashevak, David Ruben Piqtoukun, Lucy Tasseor Tutsweetak and Pitseolak Ashoona.

Plan, design and make a sculpture based on Inuit Soapstone animal sculptures

Research Aurora Borealis and Aurora Australis. Create an Aurora landscape using a range of techniques using either chalk or oil pastels.

Music

Compose and record a short piece of music to accompany a film about the Aurora Borealis – edit to fit the music to the film.

Science – Light

Explain how we see light

Explain the functions of the human eye

Investigate how refraction changes the direction in which light travels

Explain how white light is made up of a spectrum of different colours.

Investigate shadows

Homework

Maths homework will be allocated via Google Classroom



Reading books will also be allocated via Google Classroom.

New spelling words/patterns will be given out each week and will be tested in the form of a sentence dictation the following week in addition to starter activities during the week.

To help your child at home, you could:

- Practice times tables, fraction, percentage and decimal equivalent facts.
- Help the to practice their new spelling words.

